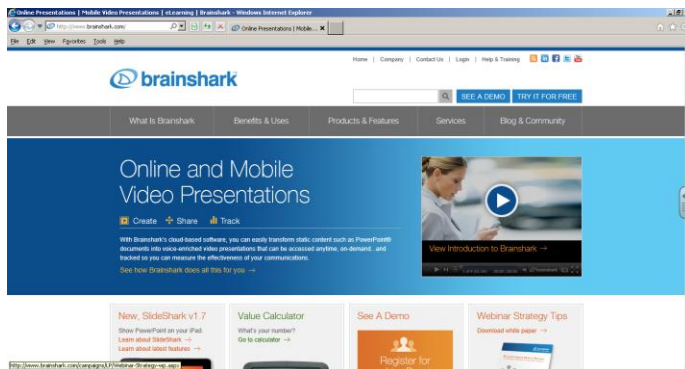


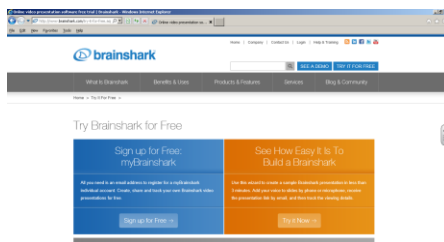
How to Use Brainshark

Brainshark is a cloud-based software that is used to enhance presentations with voiced enriched capabilities.

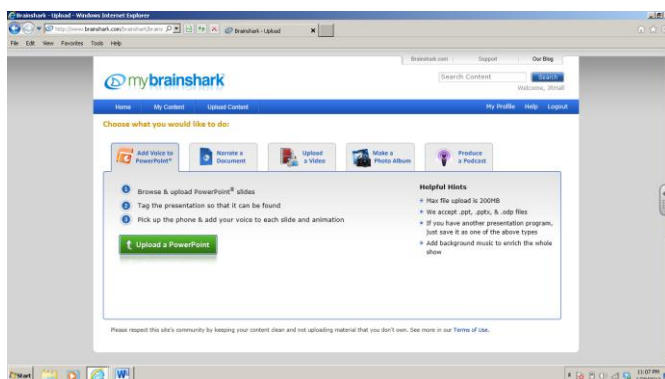
Login to www.brainshark.com



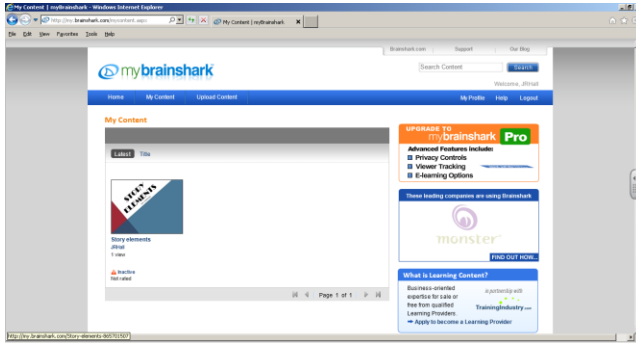
1. Create an account it's free! This is a free tool to add voice to your presentations.



2. Upload a powerpoint or a presentation that you have created.



3. Add Your Voice to one slide or every slide. You can use the microphone on your computer or you can use your cell phone.
4. Save It. You can save it to brains shark and it will be available to you anywhere or you can download it to your computer.



5. Share It. You can use your voice enhanced presentations as a reteaching component or for students that are absent to hear the lesson. What a great tool your students can hear the presentations as many times as necessary.

